


B West Lowndes Elementary

Lowndes County School District

 1000 GILMER WILBURN ROAD
Columbus, MS 39701

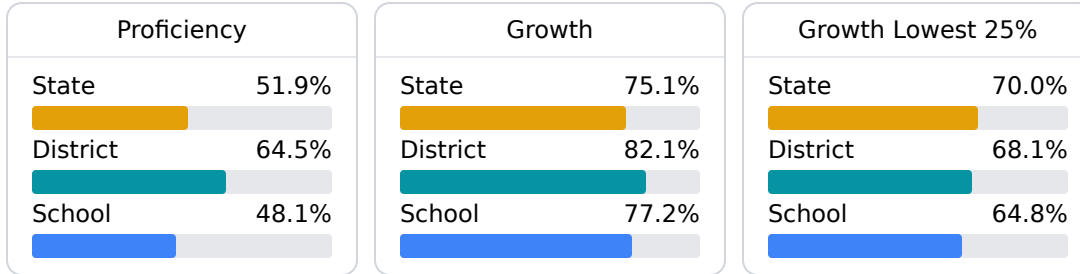
 Robert Sanders
robert.sanders@mde.k12.ms.us

School Accountability Grade Components

Mississippi's accountability system assigns "A" through "F" letter grades for schools and districts. Grades are based on student achievement, student growth, student participation in testing, and other academic measures.

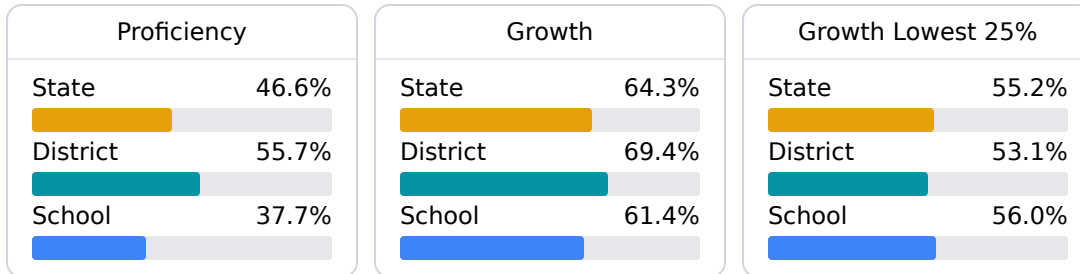
Math

Measurements of student performance on the statewide math assessment.



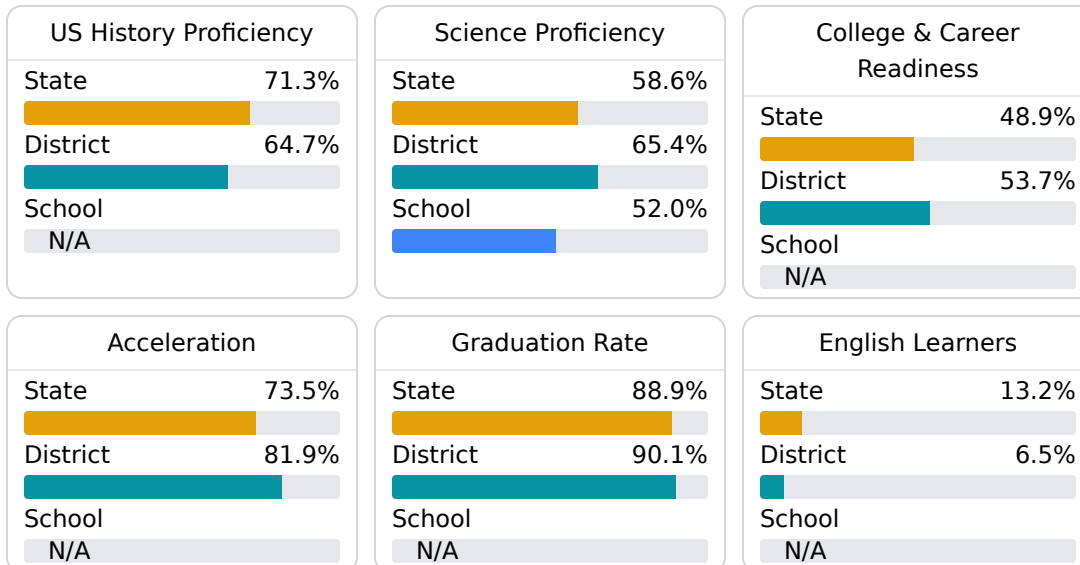
English

Measurements of student performance on the statewide English language arts (ELA) assessment.



Other Measures

Other measurements of student performance that factor into the accountability grade.



Teacher Data

24.7

Teachers



91.9%

Experienced Teachers

0.0%

Provisional Teachers

99.3%

In-Field Teachers

Detailed Assessment and Other Data

Student Performance

The following information shows each level of student performance on statewide assessments.

Math

Level 1	Level 2	Level 3	Level 4	Level 5
State 0-10%	State 11-20%	State 21-30%	State 31-40%	State 11-20%
District 0-10%	District 0-10%	District 21-30%	District 41-50%	District 21-30%
School 5.4%	School 18.0%	School 30.6%	School 36.9%	School 9.0%
Minimal	Basic	Passing	Proficient	Advanced

English

Level 1	Level 2	Level 3	Level 4	Level 5
State 8.3%	State 17.0%	State 29.7%	State 29.3%	State 15.7%
District 0-10%	District 11-20%	District 21-30%	District 31-40%	District 11-20%
School 7.2%	School 16.2%	School 41.4%	School 26.1%	School 9.0%
Minimal	Basic	Passing	Proficient	Advanced

Science

Level 1	Level 2	Level 3	Level 4	Level 5
State 11.4%	State 11.9%	State 20.8%	State 33.6%	State 22.3%
District 8.2%	District 9.1%	District 20.2%	District 36.9%	District 25.6%
School N/A	School 27.6%	School 27.6%	School 27.6%	School 17.2%
Minimal	Basic	Passing	Proficient	Advanced

Student Assessment Participation



Discipline

Other Data



12.8%

Chronic Absenteeism